

Montessori Pathways' News

October



Montessori Pathways

The best way to discovery!
School

Notes from Ms. Alena (Head of School)

October is one of the busiest months. So many things should be done and prepared. It was so easy to be overwhelmed and frustrated. But our teaching team continued to work hard and brought a lot of fun and memorable moments to the education process. Thank you, Pathways' Teachers, for your effort and enthusiasm!!!

Nevertheless, we would like to say thank you to all of our parents, who are helping and supporting us with making this process even more interesting and organized.

Your initiative and cooperation with Halloween Party preparation, participation in parent evenings, bringing different presentations and activities to the class are always appreciated by the teachers and kids.

This month we have received several questions from our parents about how to help their kids in one way or another during their growing and developmental period. Therefore, we decided to post some helpful articles in our Parenting Corner from time to time .

~ Check your emails for the link to the set of pictures of the students' daily activities in October. ~

Watching Your Kids Grow (A Favorite Part of My Job)

These are some of our students' quotations:

Teacher: "Thank you for such a big help in cleaning. It was probably not much fun."

Maxwell (4.5 y.o.): "Sometimes in your life you have to do not only fun work."

Angeline (5 y.o.) while learning about Trick-or-Treat for Unicef: "I will put some candy in the UNICEF box because all kids love candy."

Sanjana (5 y.o.) while showing her beautiful "Peacock" costume at Halloween party:

"Do you know some facts about peacocks? They cannot fly very high like many other birds, because their bodies are very big and heavy. I learned it from my family." (Thank you, Family!)

Teacher: "Can you put your beautiful shoes on?"

Sam (4.5 y.o.): "They are not beautiful. They are COOL!"

HOW DO I MAKE MY CHILD HAPPY?

PARENT CORNER

At some point during the school year, many children make the same complaint: "I don't want to go to school today." It may start at the beginning of the year, it may start during the middle of the year, or it may happen at different intervals throughout the year. Children may show school refusal by not wanting to leave parents, complain of sickness, or struggle following a morning routine. Usually, the impact on parents is the same: frustration, worry, and stress. Worries about what could be happening at school arise: is my child having problems; is my child making friends; does my child like the school? *How do I make my child happy???*

[Continue reading...](#)



“It is not how much we give but how much love we put into giving.”

~ Mother Theresa

Trick-or-Treat for UNICEF

Montessori education strives to create an awareness, respect and service for not only our immediate community, but the worldwide community as well.

The idea of peace education begins with young children learning to help others as a part of everyday life. As part of our commitment to providing the children an opportunity to participate in the service of others, Montessori Pathways Kindergarten and Elementary students are excited to participate in Trick-or-Treat for UNICEF.

It's a special opportunity for children in the U.S. to express themselves while helping others in need.

TRICK-OR-TREAT FOR UNICEF

\$1.80 Provides a series of three vaccine doses to protect a woman and her future newborns.
 \$36 Can protect 20 women and their future newborns.
 \$180 Can protect 100 women and their future newborns.
 \$250 Can protect more than 138 women and their future newborns.

Kids are Helping Kids at Pathways



EQUAL EXCHANGE FUNDRAISER



Dear Pathways Families,

Thank you for participating in the Equal Exchange fundraiser! Generous contributions from 26 Pathways families helped us raise \$1,551.00 this time and \$1,270.00 from Hardy Mums Sale fundraiser with a total of **\$2,821.00**, which will be used for the East Room flooring.

We greatly appreciate your support in helping us reach our fundraising goals! With your purchase, you have also helped support the authentic Fair Trade movement and the small-scale farmers who produced your products.

We hope you let your kids be involved in choosing the items/gifts, and discuss your decision to help with them. It is a very important lesson for them and a good chance to be proud of their parents.



We will distribute all ordered items to you as soon as they are delivered to our school.



Giving with Gratitude Week (November 5— November 9)

As Thanksgiving approaches, we would like to teach our students not only the importance of giving thanks, but also the importance of giving. Therefore, every year, we participate in the Annual Community Harvest, which will benefit clients of the Crystal Lake Food Pantry.

We are asking that each family provide their child with a chance to go to the store with their parents to select and purchase 5-10 items to bring as a donation to school any day from Monday, November 5 through Thursday, November 8.

****The donated items will be delivered to Crystal Lake Food Pantry on Friday November 9 at 10:00am. ****

~Please let us know if you could help with delivery.



Coming School Events



Montessori Pathways

- ◆ **November 1 (Thursday) - By appt. - East Room Kindergarten Parent / Teacher Conference Day**
- ◆ **November 2 (Friday) - By appt. - East Room Parent / Teacher Conference Day**
 - ⇒ No School for Morning and School Day East room students.
 - ⇒ Child care is provided for 7:45-4:15 / All Day (6:45am-6:00pm) East room students
- ◆ **November 5 (Monday) - By appt. - South Room Parent / Teacher Conference Day**
 - ⇒ No School for Morning and School Day South room students.
 - ⇒ Child care is provided for 7:45-4:15 / All Day (6:45am-6:00pm) South room students
- ◆ **November 6 (Tuesday)- By appt. - South Room Kindergarten Parent / Teacher Conference Day**
- ◆ **November 7 (Wednesday) - at 1:00pm – Kindergarten and Elementary Students Field Trip to Crystal Lake Food Pantry**
- ◆ **November 8 (Thursday) - at 1:00pm – Kindergarten and Elementary Students Field trip to Crystal Lake Bank to exchange coins for UNICEF and for the tour**
- ◆ **November 5 - November 9 – Giving with Gratitude Week.**

Montessori Pathways students will be collecting food items that will be donated to the Crystal Lake Food Pantry to help families in need.
- ◆ **November 22 (Th) - 23 (F) – No School (Thanksgiving break)**
- ◆ **November 29 (Thursday) at 6:00—7:00pm – Montessori Fun / Educational Family Night:**
 - ⇒ “Montessori at Home or How Independence Leads to Achievements”- workshop for parents
 - ⇒ Movie / Popcorn Night – Fun Night for Kids.



Thanksgiving
for All



- ◆ **December 12 (W) at 10:00am— School-Wide Trip to “Shrek, The Musical” at Marriott Theatre in Lincolnshire**
- **December 19 (W) at 5:00pm— “The Nutcracker Suite” - Montessori Pathways’ Winter Performance at First Congregational Church in Crystal lake**

NEWS FROM THE ELEMENTARY CLASS



Ms. Bridget

“The development of language is part of the development of the personality, for words are the natural means of expressing thoughts and establishing understanding between people.”

~ Maria Montessori

Happy October from the Elementary Class.

Reading and more reading. Many have caught the reading bug. Favorite books this month have been: Halloween books, Chester books, unicorn books, Black Lagoon books, Bad Kitty series as well as How to books- Making jewelry, science demonstrations and cook books. We have been reading authors: Dr Seuss, Mo Willems, Roald Dahl and the poetry of Shel Silverstein. (His birthday was this month)



and enjoyed these 2 excellent boys.

Snack has been going well. Each Thursday, the snack host meets with me. They make choices from our snack folder for each day of the following week. They bring in the snack on Monday for the whole week. The host puts snack away and prepares the snack for the day. They may have a friend help prepare the snack each day. On Friday is left overs day, which they all enjoy.

We have begun our Simple Solutions math book enrichment. The kids were excited to do the first 3 pages and most said that the work was pretty easy. This is good. Please continue to make sure that this is completed but do not help except for reading. Just have them try it or put a question mark on the problem so that I can show them how to make the material to paper connection.



More and more kids are writing longer stories and really sounding out their words. On Fridays, we have journal writing time and then each child has the opportunity to share what they have written with the class. We discuss topic choice, knowing your audience and content. I enjoy hearing the stories each week and noting the progress of the students.



The most exciting part of this month will be happening on the last day...Halloween party!!! The kids had a planning meeting on Monday the 15th so that I could explain my expectations. They selected their committees and then picked the chair for their committee. The 3 committees are refreshments, decorations and games/crafts. Ashley is our party planner who is overseeing the whole party. As you saw from the sign up sheets, they selected items that they needed for their committee ideas. They will then execute their plans and see how it all turns out. After the party, we will discuss the parts that were successful and the parts that we would change for our next party. I love to watch the kids make decisions, carry out their plans and socialize.



This month, we had our first birthday celebration for Ryan and Aiden. Both boys met and planned their party on the second Friday of October. They brought goodies and games for all to play and enjoy. We sung happy birthday to them



OCTOBER PHOTO GALLERY

Elementary Class



“Never help a child with a task at which he feels he can succeed.”
~Maria Montessori



NEWS FROM THE EXTENDED DAY KINDERGARTEN CLASS



Ms. Karen

Our proverb: "If at first you don't succeed, try, try, try again!"

In October, we have seen a building of the confidence and comfort level of the child in the Kindergarten. This is based on learning the environment, practice of skills (cutting, gluing, organizing, etc.) and the experience of independently gathering the materials needed to work with a chosen activity.



As grace and courtesy have developed, we see children offering to help another child (ex. a zipper gets stuck!), thoughtfully offer to share a snack with the teacher, patiently wait in line for their turns, and also offer assistance to another child's activity.

Baking has been added to the choices for Kindergarten Extended Day (Of course, every child would want to bake every day)! It is a multi-step activity. It includes rolling out the cookie dough, placing it on the baking tray, decorating the "cookies" with little candies, baking the cookies (smells so good!) cleaning the work space, and returning the baking set up to its place. You can imagine the child's engagement extends for the full afternoon. It should be noted that often the other children "drop by" to see what is happening!

Of course, since every child would want to bake every day, we have added a practical solution: a chart which records who has had the opportunity to bake. After a full rotation with each child having had a turn, we begin a new cycle. The chart record is also used in the same way for painting at the art easel. This gives the children a practical, concrete experience with the use of the chart for record keeping. It is the same method used for ringing the bell to announce the ending of the Extended Day.

In geometry, we have continued to work with the geometric solids, beginning with the vocabulary development. We have almost completed the vocabulary for the full set of solids (some common, some a little less familiar --- like the ovoid). So, we

are almost ready to play the what's missing game. Children all close their eyes and a solid is hidden in the "mystery bag". Of course, the game is to try to figure out what is in the bag. After we do a little more vocabulary work, we will be ready to make sets by attribute: the set with all straight sides, the set with all curved sides or the set that has both curved and straight sides. An extension for your child would be to find geometric solids at home. They are everywhere!

We are ready to begin branching out from our established base in biology and botany. We will look at the parts to the whole relationship and also the function of those individual parts. For example: a plant has several parts and each part serves a function. Animals can be divided into vertebrates and invertebrates. Then additional categories can be made (classes of vertebrates), and so on. In this way new

knowledge being related to and integrated with previous knowledge. It is structured like an outline of the subject.




We introduced the children to Trick or Treat for UNICEF. We showed a very short video. Then we got out the globe and talked about the fact that there were many children in different parts of the world who do not have enough food or who do not have access to drinking water. You could see the children become very attentive and thoughtful. When we told them they could help, their face lit up! For them to be able to help is a gift! When it is explained to kindergartners, they can empathize. They want to be empowered to help in some real way. We discussed the process of collecting money, putting all our money together, counting it, going to the bank, and then finally mailing it to UNICEF to help the children of the world.

We will be role playing exactly what to say since many are adults no longer totally aware of the program. (We also explained it did NOT mean that they could not also Trick or Treat at the same time). Over the years, our participation in UNICEF has been so rewarding!

OCTOBER PHOTO GALLERY

Kindergarten Extended Day Class



NEWS FROM THE ART CLASS (KINDERGARTEN AND ELEMENTARY)

Ms. Jennifer



Fall has arrived and your children have been producing some AMAZING AUTUMNAL ARTWORK this month!




To start with, the Kindergarten class certainly set the tone for the season when they traced oversized leaf stencils onto paper. Using red, orange and yellow tempera paint, they pulled the paint away from the leaf in rays of color all the way to the edge of the page, leaving the leaf white. We talked about the changing of leaves in fall, the blending/mixing of these colors, as well as positive

and negative shapes.

Next, both classes imitated the work of Wassily Kandinsky's Concentric Circles, using pastels on black construction paper mapped with a pre-drawn grid. I am so proud of all of my students, because, although we finished the piece in one day, this was a very time-consuming project that took great dedication on your children's part.



Their color choices and techniques left me awe-inspired, and I told them that I wanted to take all their work home with me and install one huge art piece on my living room wall! I settled for taking a dozen pictures. So beautiful!



Lastly, we had tons of fun with some Halloween-inspired crafts. The students used a gift card to pull streaks of paint across a background for a cute, little ghost to hover on...you can see him peeking at you through the window. Adorable!


In addition, the upper-grade students fashioned a Mr. or Mrs. Frankenstein character from toilet-paper tubes, popsicle sticks, dixie cups & perforated butcher paper, with the creative addition of some craft supplies. Too cute & a super fun activity! I thought, at first, that I'd bit off more than I could chew, attempting both projects, (the window ghosts & the Frankensteins), in one day, but their listening skills, time management & dedication ensured our success. Also, I'm so thankful to have such great helpers with the clean-up at the end of class!

Your kids make it easy to love my job & they inspire me every week with their talent & enthusiasm. I hope their artwork is brightening the walls & refrigerator doors of your homes!

ART CLASS - OCTOBER PROJECTS (KINDERGARTEN AND ELEMENTARY)



Ms. Jennifer



NEWS FROM THE SOUTH ROOM

Ms. Andrea, Ms. Urana



Autumn seems to have finally arrived and has provided some great learning opportunities provided directly from nature and our surrounding environment. The children have been pointing out the changes they are noticing in the natural world, especially when we are out on the playground. They have been collecting leaves in a variety of shapes and colors and have brought them into the classroom for some original artwork as well as leaf rubbings. At line time, we have been singing a song called *Autumn Leaves are Falling*. Please feel free to send in any autumn leaves you might collect on your walks...we will definitely use them in some way.



In Montessori works that are designed to introduce specific vocabulary we use *3-part cards*, which are basically 3 sets of cards: 1) a card with both the picture and the word label, 2) a card of just the picture, 3) and a card with just the word label.

Montessori Three-Part Cards refer to card materials that children manipulate in order to internalize the information on the cards. So, for example, with parts of the pumpkin (outside) we will have cards with the *skin, ribs, stem, leaf, etc.* The younger children might just match the cards while having a real pumpkin to explore these new vocabulary words, while older children might want to make their own books essentially recreating the 3-part cards in a paper book form in which they color and label each separate part.



We are going to continue our pumpkin investigation this week. First, we will review the outside: textures, bumps, lines, weight. Then we will open it up and explore the inside: textures, smell, etc. and we will introduce *estimation* and have the children make a guesstimate as to how many seeds they think will be inside. We will count the seeds, cook the seeds, and taste test the seeds. Then we will transform the pumpkin into a classroom jack-o-lantern. We will also introduce the nomenclature for the parts of the pumpkin, both inside and out, and the life cycle with the help of our 3-part cards works.



These 3-part cards are found throughout the different areas of the classroom including: zoology, biology, colors, a variety of Spanish materials, and so on. Even for those who are not yet reading, this is a great pre-reading activity because they are able to see the sounds they are learning put together to make words, and they can match the word labels based on the letters that they see.



NEWS FROM THE SOUTH ROOM (CONTINUATION)

Ms. Andrea, Ms. Urana



This month we have also incorporated a variety of Halloween elements into our classroom activities. Some children have been refining their fine motor skills and hand-eye coordination by poking out different seasonal shapes (autumn leaves, acorns, bats, jack-o-lanterns, and ghosts, etc.) or by using tweezers to remove corn kernels from a dry corn cob (*thank you to Charlie and his family for donating both a pumpkin and Indian corn*). If you happen to see a bag of dry corn kernels come home with your child – they are meant for feeding squirrels or birds.



We also have been using our large pumpkin (*thank you to Sebastian N. and family for donating a large pumpkin for this activity*) for a favorite activity *pumpkin hammering*...in which the children use a hammer and golf tees to hammer into the pumpkin. They LOVE this activity and it is not only fun, but it teaches them how to use the *face* and *claw* of the hammer and how to change their grip in order to use both parts to hammer the tees in and then to pull them out. This is also a great activity for hand-eye coordination: holding the tee steady and then hammering it into the pumpkin.

Others have learned to hold a crayon flat in order to create a leaf rubbing. Some of our practical life works have an autumn or Halloween theme. For a scrubbing activity in the practical life area, we are using a small pumpkin (*thank you to Kayleigh and Madison and family for donating two small pumpkins for this activity*). The soapy water is great for the development and strengthening of hand muscles, helpful in preparation for writing. This activity is also a great opportunity for organization; the children need to set out all the items they will need in the order they will use them, and then after the activity they must replace and clean everything, so it is ready for the next child.



In addition to the many Halloween and autumn songs we have been singing at line time, we have also been working on a poem with movement and it would be great if you would please ask your child to recite this for you at home.



*It was the finest pumpkin you had ever seen
It grew in my garden on the night of Halloween
I took a knife to carve the top
I scooped it with a spoon
I made 2 eyes, a nose so long,
a mouth shaped like a moon
I put a candle in it, and quiet as a mouse
I crept up very slowly to a window in my house
I held my jack-o-lantern 'till
my mommy cried "Oh Dear"
"It seems to me a goblin is hiding very near"*

Overall, we have had a wonderful October and look forward to our Halloween celebration.



OCTOBER PHOTO GALLERY

South Room




NEWS FROM THE PRE-K EXTENDED DAY



Ms. Andrea

This group of afternoon children continues to progress in their afternoon work cycle. Now that they have gotten the swing of things and know what to expect from the afternoon schedule, they enter the classroom ready to choose their activities with growing independence and confidence.



Even if it is not their morning classroom, they have works in progress that they are able to continue from the previous day. As part of our ongoing effort in grace and courtesy and overall growing responsibilities to care for self/others/environment, the pre-kindergarteners help the school by taking care of the main hallway and closets. After they come in from the playground and exchange their shoes and hang up their coats, they help organize all the closets by straightening the shoes and hangers, as well as collecting any stray wood chips or rubber mulch that have landed on the hallway carpet.



They collect these in the very special "mulch bucket" and then when the bucket gets full, they return it to the playground. They take this cleaning task very seriously and are very proud to have this job to themselves. It's been great to see this group blossom and watch the children from the different classrooms create friendships and learn to work together.




NEWS FROM THE EAST ROOM

Ms. Carole, Ms. Christine



October has been a beautiful month outdoors as well as indoors. There has been a noticeable "settling in" with regards to our work cycle and social interactions.

A desire and awareness of the children's ability to help each other within the classroom is developing this month. Quite often we hear children volunteering to lend a helping hand. "I can help him with that" or "I can show her where the pencils are" and even "Can I help prepare snack today?" Just this past week a 4-year-old helped a younger friend clean the art easel. Another day, a small group of children helped collect beads that had scattered all over the floor. Given an opportunity, along with a little role modeling, children enjoy helping each other succeed while creating a sense of self-satisfaction.



Temperatures have dropped quickly and while we are enjoying the crisp fall days, jackets, hats and gloves are a necessity. Needless to say those tricky little zippers provide yet another **self-care** skill to master. Practicing how to zip, putting on hats and gloves are a daily work for every child. With gentle encouragements, children are becoming more independent and successful. The excitement of "I can zip my own zipper now!" lights up a child's face. Those feelings of accomplishment are invaluable as they continue to work in all areas of the classroom.



introduced in word building activities.

Thoughts of spiders and bats emerged so we spent a couple days reading about them. We learned that although bats fly they are not birds but mammals. Their bodies are covered with fur and skin covers their wings. Some are so small that they can fit in a tea cup and weigh less than a penny. The largest bat's wing span may be as long as a bathtub. We were all fascinated by these small nocturnal creatures. The children were invited to

work on the Parts of the Bat and/or Parts of a Spider; older children did research and illustrated their work. Bat, spider and pumpkin art activities were also made available in the art area.

This month has been rich in academic works throughout the classroom. The Pink Tower is a material in the sensorial area and is quite popular. The Pink Tower is a series of pink cubes in graduated sizes. The task is to build them into a tower in the proper sequential order. There are many other patterns that can be made with the set of 10 cubes; each pattern being unique and creative.



Both math and language activities continue to be very popular areas. Children are eager to learn new sounds to add to their sound books. As our younger children see the excitement of our older children working with sound books, it sparks a curiosity to try learning sounds too. At times there may be 2 or 3 children observing sound presentations while waiting their own turn. This type of curiosity is observed in other areas of the room as well. It's beautiful to see this love of learning unfold in our classroom.




This past month we have presented *Land, Air, and Water* in small groups. The sandpaper globe is presented first which helps the children develop a concept of the shape of the Earth and the distribution of land and water over the earth. We present this lesson through song, picture classifying and sorting. Once each element is named, individual pictures are then sorted into its appropriate category. What is so enjoyable about this lesson is the conversation that takes place with one another. We talk about the pictures being sorted and why they are sorted in that way. As an extension of this activity, the children have been invited to make Land, Air, and Water posters.

This month has gone by so quickly it hard to believe that November is already here. We are looking forward to meeting with all the parents for fall conferences!

OCTOBER PHOTO GALLERY

East Room



NEWS FROM THE LATE AFTERNOON CLASS



Ms. Donna

October has been a month of many things. We learned that Columbus sailed in 1492. We also learned a song about Christopher Columbus:

*Columbus sailed with three ships, three ships, three ships,
Columbus sailed with three ships, over the ocean blue.
The Nina, The Pinta, The Santa Maria,
Over the ocean blue.*

We learned that Fall and Autumn are two words that describe the third season of the year, when crops and fruits are gathered and leaves change colors and fall off of the trees.

Poems: "Five Little Apples", "Five Little Bats", "Five Little Ghosts", "I See Apples", "Falling Leaves"



Art: Hanging pumpkins, egg carton spiders, spider webs, monsters out of coffee filters, magic appearing leaf paintings, and scarecrows.



We learned that spiders are air-breathing arthropods that have eight legs, eight eyes, two body parts and two fangs. They eat over 2,000 insects a year and there are 40,000 different species of spiders. They are found worldwide on every continent except for Antarctica. We read a book called "Spiders" by Laura K. Murray.

We read a book called "Happy" by Julie Murray. We learned that happy is an emotion, so we all showed our happy faces. We also learned about seven more emotions and practiced making faces that showed us being sad, scared, shy, silly, mad, nervous and proud.

Games: "The Farmer in the Dell", "Hokey Pokey", "Halloween Bat Dice Drawing" activity (Roll a dice and draw the part that goes with the number that is shown on the dice), "I Spy Leaves", "Apples and Pumpkin" works, "See how many things you can find", "The battle of the spinning tops", "Hot Potato" using a spider.

Songs: *If You're a Ghost and You Know It,
Then say "BOO!"
If you're a ghost and you know it,
then say "BOO!"
If you're a ghost and you know it,
and you really want to show it,
If you're a ghost and you know it, then say "Boo".*



OCTOBER PHOTO GALLERY

More Wonderful Moments at Pathways



HALLOWEEN AT PATHWAYS

