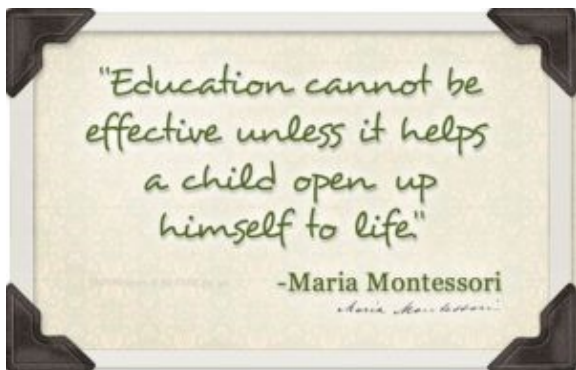


# MONTESSORI PATHWAYS' NEWS


## September 2019



### Ice Cream Social



*Everyone enjoyed meeting old and new friends and spending a wonderful time together on our school's playground during the Ice Cream Social.*



### Notes from Ms. Alena (Head of School)

What a great beginning of the school year!

Students have learned the names of their new friends and teachers, built a friendship, learned or reviewed the class and schools' environment, rules, and routine during September. Now they are ready for their exciting and satisfying journey and discovery.

The first days and weeks of a new life can be exciting, but they can also be filled with uncertainty and anxiety. The following tips and strategies will help your child quickly adapt to her/his new school or routine:

- \* Stay positive
- \* Let them know you're in it together
- \* Get your child involved
- \* Get some sleep
- \* Bring your child to school on time
- \* Don't get rushed
- \* Eat healthy
- \* Be positive at arrival time and trust your school



[Click here to read more](#)



~ Check your emails for the link to the set of pictures of the daily students' activities in September. ~

# Celebrating International Peace Day



On September 20th the children from Montessori Pathways School joined together to celebrate the **United Nation's Annual International Day of Peace**.



Beginning in New Zealand and finishing in the Hawaiian Islands, the song "Light a Candle for Peace" was sung continuously for 24 hours by Montessori school children around the world. Our school was excited about joining the many other Montessori schools to "Sing Peace around the World".

*"Peace begins with a smile"*  
~ Mother Theresa



**Celebrating Peace at Montessori Pathways-**

[click here](#)



## ~Hardy Mums Sale Fundraiser~

We would like to thank everyone who contributed to our **Fall Mums Sale Fundraiser**. We were able to collect **\$1,080.00**, which will go toward the playground restoration.

The participation of all of the students in the event is very important. The children were really excited about choosing the mums' colors and taking them home. The kids are very eager to be a part of school events. Therefore, we encourage participation in school events not so much for the event itself, but for the important feeling of community that they bring to the kids.



A special thank you to our older Elementary students, who helped unload the mums from the truck! The kids were so excited, helpful, and fast, that the truck with 140 mums was unloaded in a mere 15 minutes!



# COMING SCHOOL'S EVENTS

## in October

- ◆ **October 14 (M) – No School (Columbus Day)**
- ◆ **October 17 (Th) at 6:00pm – Elementary Curriculum Night** (for parents only)
- ◆ **October 17 (Th) at 9:00am– 10:30am - Picture Day**

Please dress your child(ren) appropriately.

If your child does not attend school that day, you can bring him/her between 9:00am -10:30am to take a picture.

- ◆ **October 15 - 30 - EQUAL EXCHANGE ANNUAL SCHOOL FUNDRAISER**

The Mums Sale Fundraiser was a good start for raising a fund for our playground restoration project. In order to help us with our goal, we are partnering with **Equal Exchange** for a unique fundraiser, which not only supports our school's endeavors, but also small organic farmers and artisan communities around the globe.



- ◆ **October 18 (F) at - Field Trip to Botanic Garden for Kindergarten and Elementary students to participate in "Flower Lab" program**
  - ◆ **October 21 (M) - Elementary Students Trip to Crystal Lake Library**
  - ◆ **October 28 (M) at 10:30am - Monster Madness Magic Show at Montessori Pathways (School-wide event)**
  - ◆ **October 30 (W) - Science Demo Night by Elementary Students** (*All families are welcome to attend*)
  - ◆ **October 31 (Tu) - Morning - Halloween Costume Party**
- \*Parents are welcome to organize Halloween morning activities in the classroom
- ◆ **October 31 (Tu) - Afternoon - Trick-or-Treat for UNICEF – Kindergarten and Elementary students**

### Halloween Party Guidelines:

The children are invited to come to school dressed in a Halloween costume. Each classroom will have a simple celebration, which will allow time for each child to show off their costume and tell a little bit about who or what their costume represents. Afterward, each class will participate in special morning holiday activities.

Our children need consistency and routine even more so on exciting celebration days, so we will strive to make it special while maintaining a level of regularity for the children.

School Day and All-Day children will be changing out of their costume prior to lunch, so please send a comfortable change of clothing and a labeled bag to place your child's costume into. Children who leave at 11:45 will wear their costume home.

#### Costume Guidelines:

We highly encourage you to choose an age-appropriate costume with your child. As a Montessori school, we aim to operate within our philosophy of providing the children with real experiences that are beautiful and natural and encourage you to choose a costume that is based upon a person, thing or animal.

Some costume ideas include animals, community helpers, athletes and storybook characters. The most important feature of your child's costume should be comfort, please make sure they can still independently use the bathroom and can sit and move with ease.

Please note the following guidelines for costumes:

- ~ No scary or offensive costumes
- ~ No masks or headwear that covers the face
- ~ No weapons or "fighting" props (swords, light sabers, pistols, knives, etc.)
- ~ Please do not send any costume accessories that may be lost or damaged.



## NEWS FROM THE ELEMENTARY CLASS



### Ms. Bridget

As we approach the end of September, it is a good time to look back at our beginning of this new school year and recall our adventures in learning.

Our most exciting adventure was our trip to the Crystal Lake Library. We walked together through lovely downtown Crystal Lake to visit the library. Each child was able to check out one personal reading book and 4 or less research books. It was exciting to find their books, and many began reading their books before we even left. We will keep these books for a few weeks and then I will return them.



Next, we had our first field trip. We walked to the Nature Center at Veteran's Acres. We split into groups to take a hike around the center. We explored the area around the pond and learned how to tell a tree by their bark, seeds and leaves. The kids remembered many of the species that our guide shared with us.



We also got our calendar, Ag Mag and books from our farmer. We have "adopted" a farmer for the year through Illinois Agriculture in the Classroom. Our farmer's name is Dana White. She is our farmer from last year. Throughout the year, we will receive information about farmer, books and lesson plans about different aspects of farming and will learn about different animals and crops on a farm. Every day we learn a new farming fact on our calendar.

The first book order to Scholastic was placed. Each month, we will receive catalogues for books. Students will have an opportunity to order books for a discount through this program. Then the books are delivered to school where the kids can read them and then bring them home.

As I mentioned at Orientation, we are studying continents of the world. Our first continent was Africa. I read some books about African folk tales and we looked at different people from the many countries in Africa. We looked at the biomes of Africa and even met 3 kids from Democratic Republic of Congo and 2 kids from Ghana via Skype. The students attend a high school outside Cincinnati where my sister teaches. My friend from Ethiopia will come in October. Our next continent is Asia.



Also, we celebrated the life of our pet rat, Smokey. She was a lively fun rat who was very adventurous. We were sad to experience her death but know that it is a circle of life. As one child put it, "We are born, we live and when our time comes, we die." The kids were very compassionate.

Finally, we finished our work on folk tales. The kids enjoyed listening to myths, legends, fables and fairy tales. This year, my writers got excited about the fractured fairy tales, which are when an author takes a fairy tale and changes it a bit. Several

### *The Three Little Bay Blades*

*By Donovan Ragusa; 3-grader*

Once upon a time there were three little Bay Blades. The first Bay Blade built a paper stadium. Then the Big Bad Launcher said, "Little Bay Blade, Little Bay Blade let me in."

"Not by the hair of my spikes, spikes, spikes."

"Then I'll let it rip! 3,2,1 Destroy!"

And he sped away to his brother and he made a cardboard stadium. Then the Big Bad Launcher said, "Little Bay Blade, Little Bay Blade let me in".

"Not by the hair of my spikes, spikes, spikes."

"Then I'll let it rip! 3,2,1 Destroy! "

The two little Bay Blades ran to their brother's house and the third little Bay Blade made a plastic stadium. The Bay Blade came to their brother and then the Big Bad Launcher came and said, "3, 2, 1 Destroy!"

And the Launcher did not destroy the stadium. It destroyed itself.

## NEWS FROM THE ART CLASS (KINDERGARTEN AND ELEMENTARY)



Ms. Jennifer

Welcome back to a new school year!

Art class has really taken off with a lofty Hot-Air Balloon, Mixed-media collage featuring an uplifting message of "Sky's the Limit." We started out with watercolor painting on the balloon, added paper die-cuts clouds & sunshine, as well as four-piece paper-constructed mountains (featuring highlighting, shading, & light source).



I can't believe Fall has already started! My Montessori friends sure keep me busy & time just flies. We will be focusing on the upcoming seasons & the holidays in the coming days, with a few projects squeezed in between if we can manage. There's so much I'd like us to experience! ...Wishing art class was more than just once a week!

Our background was sprayed with alcohol ink over paper cloud masks, & a personalized child passenger was placed in the basket. Students were given an opportunity to die-cut themselves from multi-ethnic-colored paper, and choose from a variety of hair color, as well as clothing colors.


Finally, we gave select elements a lift with craft foam to make them pop off the piece giving it a fun, 3D dimension. We were all so proud of the results. They really created some cheerful pieces to celebrate the new school year!

Abby & I are so glad to be enjoying art class with your children, again this year. They always make us smile!



Our World Peace Day project was both meaningful & fun, as students assembled little multi-ethnic paper-people friends, holding hands around the Earth. We illustrated the border with patterned squares in markers, and highlighted the message "World Peace Every Day."

Some kids chose to illustrate details for their people...I was delighted to see smiles all around! ...on paper & in person!



## NEWS FROM THE SOUTH ROOM

Ms. Kathy, Ms. Urana



Well, we certainly cannot believe September is nearly over. What an exciting first month it has been. All the children have settled in and have the daily routing nearly mastered. Thank you to the returning students for helping the new students feel welcome, competent and to adjust to the routines. Job well done!

Every area of the classroom was full of one type of apple activity or another.

- **Practical Life:** Apple cutting and serving
- **Art:** Apple scented playdough, apple stamping, dot painting, cutting and gluing
- **Math:** Apple counting and stamping both 1-5 and 1-10
- **Language:** Parts of an apple, and the story of the "Little Red House with No Doors, No Windows and a Star Inside"
- **Science:** Lifecycle of an apple
- **History:** This month and every month we will cover the timeline of the child on their birthday and all Kindergarten and PreK kids have a calendar on which they write the date and record the weather.



Emphasis on Grace and Courtesy lessons will be ongoing. At this point we are working hard on waiting patiently for a turn to talk, A.K.A. not interrupting. At line time the children are asked to raise a hand if they want to share something. It is very hard for children to restrain from shouting out an interest. Most of our friends are doing very well with this new skill. It is also very important to not interrupt anyone, be it a friend concentrating on an activity or teachers helping another child. The children are shown how to watch another child silently with their hands at their sides or wait with no words while a teacher is presenting a lesson to another child.



Often the child who watches the presentation given to another child while waiting, will then be able to choose, replicate and master the material on their own. As a parent you should encourage your child to wait patiently and silently while you finish a task. Show your concentration on a task and with a silent finger or hand gesture the child to wait silently. The children do this at school and should be carrying this lesson of courtesy into everyday life. Thank us later!



On September 20<sup>th</sup> we celebrated International Day of Peace. This was the perfect timing as we all come together to begin our classroom, the South room, a community. The month of September held a focus on friends, community and Peace. What is Peace? What does it mean to us? How to be a peaceful person? What does it mean to the world? What does it mean to be a community? We came together as an entire school and shared the meaning of peace and a special song "Light a Candle for Peace". We also sang "I've got Peace in my Fingers" within the South room. It holds a very nice message that we all can use gentle hands words, and love to make a better world.

A HUGE Thank You so much to, Izma'z Mom, Amna, for the donation of a gorgeous Zen garden for our classroom. Making it possible for every child may find a small bit of inner peace as they go through their day!



Lastly and sadly, September brings us the beginning of Autumn or Fall. We discussed the various ways Fall creeps into the year, shorter days, longer nights the changing and falling of the leaves, Football season, Halloween, Thanksgiving and the need for jackets and warmer clothes. Please remember to check the weather channel as mornings can be quite cool. Ms. Urana and I have some very special projects ahead for October!

## NEWS FROM THE EAST ROOM

Ms. OnDreia, Ms. Carole



We have had an amazing start to our school year! We are so excited to have each and every one on your children. Our returning students have been so welcoming to our new students and our new students are quickly becoming acclimated to our classroom and routines.

This month we have continued our focus on grace and courtesy, making friends and learning the routine of our classroom. This month we are learning about apples. Many of the activities were math and language related. We did the following things:

- learned how apples grow
- learned the parts of an apple
- painted with apples
- tasted red, yellow and green apples
- made a graph of our favorite apple (green, yellow and red. Red won)
- we did a science experiment (we put apples in lemon juice, vinegar, water and soda to see what happened *in an hour and over night*. Ask your children about it.



- read many stories about apples-here are a few of our favorites:
  - \* Ten Apples Up On Top
  - \* The House with No Doors and No Windows
  - \* Hedge Hog Trouble
  - \* The Sky is Falling
  - \* The Apple Pie Tree
  - \* The Biggest Apple Ever

A popular "work" in our classroom is food serving. The children have been introduced to apple preparation. This entails a lot of steps, the child to wash his/her hands, cleaning the apple, cutting the apple, placing the apple in the bag, labeling the bag and then the washing the dishes and cleaning up. To us it seems simple, but for a 3-6-year-old it takes time and a lot of step, which help build focus and concentration.

*"The first essential for the child's development is concentration. The child who concentrates is immensely happy." ~ Maria Montessori*



We have also been practicing following directions. This can be very difficult for at times. We play games and incorporate music and movement in or group time to help develop this skill in a fun way. Listening and following directions as part of a group can be difficult. You can encourage your child at home to listen and follow your directions the first time so you don't have to repeat yourself.



A few of you may have seen our sound books come home. When you receive this book it is for you to practice sounds with your children. We only practice sounds and lower case letters at this time. (b, c, m, t,) Once they get a few sounds we can start other works like picture word match, and word building. But keep it fun make games out of it. Even while driving you can play games. If you see a bus, ask your child what's the first sound you hear in "bus"? What's the first sound you hear in "car"? What's the first sound you hear in "cat"....



# NEWS FROM THE KINDERGARTEN AND PRE-K EXTENDED DAY



Ms. Kathy, Ms. OnDreia

We began our month with a focus on independently choosing challenging activities to begin the afternoon. We have assessed the children, to see where they are in language and math area of the room, to help them begin working at each individual's lever.



Children are enjoying everything from initial sounds to word building, books 1-10, cards and counters, addition and the decimal system. We have children at various abilities and levels.



We have also had a couple of special days, where we have read a story and then do an art project. For instance we read "Strega Nona" and painted with spaghetti and we have read about Johnny Appleseed and made pot hats.



The children have been working very hard and I'm sure they are exhausted when they get home.





## NEWS FROM THE LATE AFTERNOON



Ms. Donna

These are some of the things we have done during our late afternoon activity time:

### Games:

"Doggie, Doggie, Where's Your Bone" (The children tried hard not to tell the dog who had the bone).

"Ten Little Apples Hanging on a Tree" (when their name was called they went up to the tree and picked an apple off of the tree). We were learning to count backwards.



**Art:** Yarn apples (An apple shape was covered with yarn).



### Books:

\*"I See Apples"

\*"Colors and Shapes " by Gladys Rosa Mendoza

\*"Who took the cookie from the cookie Jar?"

\*"Five Little Monkeys sitting in a Tree" by Eileen Christelow

\*"My First Shapes" The Metropolitan Museum of Art



**Shapes:** We have been finding many shapes in our room. All had a chance to use our dot markers to dot the circles inside all of the shapes we were learning about. We then taped the papers to a door in the hall. Circle, Square, Triangle, Rectangle, Oval, Hexagon, Trapezoid and Octagon.



**Outside:** Girls are still trying to find worms. After they have played with them, we put them into one of our flowerpots. Walking on the balance beams was a favorite activity.

**Science:** We began our study of our 5 Senses (taste, sight, touch, smell and sound) with *Sound*. Each child had a chance to listen to pennies being dropped into a glass jar and tell us how many they heard. We then counted the pennies to see if they were correct.

### Songs:

\* "Ten Little Fish"

\* "If It's Fall"

\* "This is the Way We..." (build a scarecrow, drink apple cider, play football, etc).



# SEPTEMBER PHOTO GALLERY

