

MONTESSORI PATHWAYS' NEWS

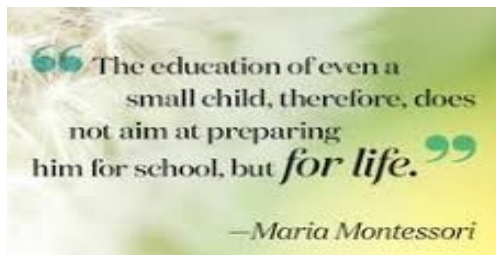
Montessori Pathways

The best way to discovery!



School

September



Notes from Ms. Alena (Head of School)

What a great beginning of the school year! We missed our little friends so much and are so happy to have them back, seeing them smiling and enjoying time with their old and new friends.

Students have learned the names of their new friends and teachers, built a friendship, learned or reviewed the class and school's environment, many new rules, and routine during September. Now they are ready for their exciting and satisfying journey and discovery.

The first days and weeks of a new life can be exciting, but they can also be filled with uncertainty and anxiety. The following tips and strategies will help your child quickly adapt to her/his new school or routine:

- * Stay positive
- * Let them know you're in it together
- * Get your child involved
- * Get some sleep
- * Bring your child to school on time
- * Don't get rushed
- * Eat healthy
- * Be positive at arrival time and trust your school



[Click here to read more](#)



~Hardy Mums Sale Fundraiser~

On September 28, we spent another great time outside with our Elementary kids in the morning while they were unloading a huge truck filled with 225 beautiful mum plants that our families ordered in support of our school.

The kids were so organized, demonstrating simply amazing teamwork, so it took only about 20 minutes to “create” a beautiful garden next to our school.



One of the best parts of the day was seeing so many parents with their kids, who were helping to choose the color of the mums and load the ordered plants into their cars.

The kids are very eager to be a part of school events because they bring to the kids the important feeling of community.

We would like to thank everyone who contributed to our **Fall Mums Sale Fundraiser**. We were able to collect **\$1,463.00** for our playground and building restoration which has already begun by Peter Hoang, Jaxon's dad.

Thank you, Countryside Garden Center for providing such beautiful mums for our school's fundraiser every year!



Celebrating International Peace Day



Once again, Montessori Pathways School was joining with people worldwide to celebrate the International Day of Peace on September 21st. Peace Day began in 1981 when the United Nations General Assembly passed a resolution to have “a day devoted to commemorating and strengthening the ideals of peace both within and among all nations and peoples”. In 2001, the organization officially chose September 21st as its fixed date for the celebration of Peace Day, and the tradition continues today.

Montessori education, at its core, incorporates peace education across all areas of the curriculum. From the very beginning of her research and educational practice, Dr. Montessori sought ways to educate the ‘whole child’. Every aspect of Montessori’s work was geared toward helping children in order to help the world because she believed that children were the ‘promise of the future.’ Most of us would agree with that sentiment today, and thankfully, we have Dr. Montessori’s guidance and time-honored traditions to know how we can work best with children to facilitate a more peaceful world.

And so, we celebrated both the International Day of Peace as well as the values of Montessori education this September 21st!

We have been talking about what peace in our world looks like and what each of us can do to be peaceful and create a more harmonious world. We asked every family to write down on the paper slip what they can do to be more peaceful. The slips were made into a paper chain to show how much of a difference each of us can make as a community - a visual statement for the children.



We concluded our morning celebration with a **"Light a Candle for Peace"** song that was continuously sung for 24 hours by Montessori Schools' children around the world beginning in New Zealand and finishing in the Hawaiian Islands

In preparation to our Peace Walk around the neighborhood our students created such beautiful Peace Poles and posters.



After celebrating International Day of Peace in the morning, our Pre-K, Kindergarten, and Elementary students participated in the Peace Walk in Crystal Lake Downtown to promote peace on our planet. The kids were so excited to see a support from our community - people were honking for peace, saying "Happy Peace Day", and showing peace sign to our group. Sunny peaceful weather and smiling people around... - we need so little to get a peace.



As Dr. Maria Montessori said, *“Times have changed, and science has made great progress, and so has our work; but our principles have only been confirmed, and along with them our conviction that mankind can hope for a solution to its problems, among which the most urgent are those of peace and unity, only by turning its attention and energies to the discovery of the child and to the development of the great potentialities of the human personality in the course of its formation”* (*The Discovery of the Child*).

May we all work together to create a world where everyone everywhere is able to enjoy and exercise their ‘right to peace’. And may we all help our children learn how to carry on this important mission. Wishing you all a happy Peace Day and Peace Life!

COMING SCHOOL'S EVENTS

in October

- ◆ **October 10 (M) – No School (Columbus Day)**
- ◆ **October 13 (Th) at 6:00pm– Elementary Parent Curriculum Night (in-person).**
Current **Kindergarten parents** are also invited to attend and learn about our elementary program to aid in making their decision in the future. Please RSVP by October 7
- ◆ **October 28 (F) - Primary Parent / Teacher Conference Day (East and South Rooms; in-person)**
 - * **No School** for all Primary students **on Conference Day, October 28.**
 - * The link to schedule your 15-min conference with your teachers will be sent to you on Monday, October 3rd.
- ◆ **October 31 (M) – Costume Halloween Party at Montessori Pathways**
- ◆ **November 1 (Tu) – Fall Picture Day.** Please return picture background request to school by October 24.

[Follow us on Facebook](#)

CELEBRATING HALLOWEEN AT MONTESSORI PATHWAYS

The children are invited to come to school dressed in a Halloween costume on October 31st. Each classroom will have a simple celebration which will allow time for each child to show off their costume and tell a little bit about who or what their costume represents. Afterward, each class will participate in Halloween activities and have a holiday snack.

Costume Guidelines:

We highly encourage you to choose an age-appropriate costume with your child. As a Montessori school, we aim to operate within our philosophy of providing the children with real experiences that are beautiful and natural and encourage you to choose a costume that is based upon a person, thing or animal.

Some costume ideas include animals, community helpers, athletes and storybook characters. The most important feature of your child's costume should be comfort, please make sure they can still independently use the bathroom and can sit and move with ease.

Please note the following guidelines for costumes:

- ~ No scary or offensive costumes
- ~ No mask or headwear that covers full face
- ~ No weapons or "fighting" props (swords, light sabers, pistols, knives, etc.)
- ~ Please do not send any costume accessories that may be lost or damaged.



NEWS FROM THE ELEMENTARY CLASS



Ms. Bridget

As September and summer come to an end, so does the completion of the first work plan. Many are now on the 2nd plan, accomplishing new work that is from a lesson that either myself or another student has given. Sixth level has their log books to record work and plan/goal set. The class is humming with talk of work.



In the Montessori elementary class, there are large group lessons which usually deal with cultural events such as Peace Day or dates that have significance like the Autumnal Equinox. It could also be a discussion about rules and procedures or even how to be a good listener or even strategies to calm down after a very active game. The whole class is involved and usually takes place during our morning meeting, also called line time.



Other lessons that the students experience are small group lessons. These are arranged either by lower elementary (1st-3rd grades) or upper elementary (4th-6th grades).



Geometry, Physical Science, Life Sciences (Botany, Zoology and Physiology), Writing, History, and Geography are examples of these. They are given as whole group regardless of ability in order to encourage group work where one might be closer to mastery than another.

Finally, there are even smaller groups or 1 on 1 lessons that are more ability based. These are Reading, which is in book club format, Language (Grammar) and Math.




In order to know what your child has been working on, ask them by using these categories. That might give you a peek into their daily world of work at school. Also, at the end of September, they will fill out a self-evaluation that will give you some topics to talk to your child about in regards to our class.



Also, you can always ask them about our Specials classes—Game Day, Spanish, PE Day, Nature Fridays and Art with the amazing Ms. Suzy!



ELEMENTARY CLASS PHOTO GALLERY



NEWS FROM THE SOUTH ROOM

Ms. Kathy, Ms. Urana



Well, September has come and gone! It is hard to believe the month is over. It has been a smooth and productive month. September held a focus on friends, community, and peace. What is peace? What does peace mean to us? How to be a peaceful person? What does it mean to the world? What does it mean to be a community? We celebrated International Day of Peace on September 21. We came together as an entire school, our little community and shared the meaning of peace and a special song "Light a Candle for Peace". Thank you for all the slips of paper and each special message of one way to help create peace in the world. It was very moving as we read and attached each slip to our chain. The words and actions relayed were beautiful and the children really enjoyed watching it grow. Each individual act of kindness spreads. Each time we read the word "smile" on a slip it was contagious, everyone smiled and giggled! Beautiful! We enjoyed reading "Be Kind" by Pat Zietlow Miller. This story tells us that each act of kindness be it big or small can make a difference.

The new children are still mastering independence and self-care routines. The skills of self-care are vital for each child to learn. Sometimes, it can feel easier during a stressful moment to take the reins and complete a task for your child. When this happens, children miss an opportunity to build self-confidence and problem-solving skills. If a child asks you for help, consider if it is a task they could try on their own or with limited support. Ask them to begin and verbally walk them through it.

Encourage your child to dress and undress themselves daily. Start small, with one item at a time until they can fully dress independently. Allow more time so there is no rush and don't worry about backward shirts or pants, teachers will be excited to see the child is becoming independent. It is so frustrating for a child to struggle with a simple task, pulling up pants, putting on shoes, socks, and putting a jacket or coat on. At school the children hang coats on hangers and are asked to zip by themselves. We show the children to lay the coat on the floor, spread the sleeves out, put the tag by their toes and flip the coat over their head. It is a very effective way to put a coat on and no one looks like a dog chasing their tail/sleeve in circles. Once the child has mastered these simple tasks they are empowered and have more time for all the other things in the classroom.



Speaking of Peace, we had quite a few slips that read "be quiet", "quiet is peaceful." An emphasis on Grace and Courtesy lessons are ongoing. We are working hard on waiting patiently for a turn to talk, A.K.A. not interrupting. At line time the chil-

dren are asked to raise a hand if they want to share something. It is very hard for children to restrain from shouting out an interest or shouting out the teachers name across the room.



We ask the children to walk over to the teacher and wait silently. The importance of not interrupting anyone, be it a friend concentrating on an activity or teachers helping another child is stressed within the school. The children are shown how to watch another child silently with their hands at their sides or wait with no words while a teacher is presenting a lesson to another child. We role play this over and over. Often the child who watches the presentation given to another child while waiting, will then be able to choose, replicate and master the material on their own.



As a parent you should encourage your child to wait patiently and silently while you finish a task. Show your concentration on a task and with a silent finger or hand gesture for the child to wait silently. The children do this at school and should be carrying this lesson of courtesy into everyday life. Thank us later!

September is all things apples! Apple cutting, apple painting, apple counting, parts of an apple, the life cycle of an apple. The pre-k and kindergarten group did apple tasting and recorded the results in books with the drawing of the apple, its name and whether it was sweet or tart.

September also brought us autumn and the change of seasons is beginning. We read a few books on fall and talked about the changes we can see and what else will happen in fall. Please, send a coat DAILY with your child in the morning and check the weather! It was in the 50's at 8:00am a few days this week. Check the weather please!

SOUTH ROOM PHOTO GALLERY



NEWS FROM THE EAST ROOM



Ms. Joey, Ms. Carole

This has been a very busy month; we are all so excited to be back in the classroom and learning together again. The children couldn't wait to get started and are very focused as they move throughout the classroom. The Montessori classroom is a child-centered community and a prepared environment. The prepared environment is Maria Montessori's concept that the environment can be designed to facilitate maximum independent learning and exploration by the child.

The Montessori classroom is divided into 5 distinct areas: practical life, sensorial, language, mathematics, and cultural studies which include geography, history, science, zoology, botany, art and music. In the prepared environment there is a variety of activity as well as a great deal of movement. A three-year-old may be scrubbing a table, while a four-year-old nearby is building words with the movable alphabet, and the five-year-old, working with the multiplication board. Work is done individually, or an activity can be enjoyed working with friends.

Sometimes the entire class is involved in a group activity, such as storytelling, singing, or movement. Maria Montessori wrote that the adult works to perfect the environment while the child works to perfect themselves. The Montessori prepared environment respects and protects the child. It is a calm, ordered space constructed to meet their needs and match their scale of activity. Here the children experience a blend of freedom and discipline in a place especially designed for their development. The older children are definitely getting settled and are growing into their roles as leaders and classroom models. It is so wonderful to see how kind and nurturing they are to the younger friends which, of course, solidifies their own skills.

As parents you too can help foster these attributes at home, by providing opportunities for your child to help around the house and really show their independence. The children love to model what they have learned and enjoy sharing these common courtesy lessons with you at home. Giving children opportunities to help at home is just as essential as it is at school. Children can do all kinds of things around the house, including setting and clearing the table; loading the dish washer; sorting and folding laundry; watering plants; making their bed; organizing shoes at the front door; feeding pets; making their own lunches; and bringing in the mail.

The most important part of helping children to be helpful is called "take the time for teaching." Children absorb a great deal through observation, but you can't only rely on that. There are certain skills that you have to show them how to do. This teaching should be a part of your child's daily routine at home, just as it is in the Montessori classroom. Each skill should be taught separately, with a lot of patience and confidence in your child's ability to learn. This can be a lot of work for busy parents, but keep in mind that if you don't take the time to teach, you will spend a lot more of your valuable time correcting a child who doesn't know how to do things.

These are not "just chores or housework", they are valuable learning experiences. As they master tasks, you will find them wanting to accomplish more.

Ways to encourage success:

- Let them learn at their own speed. Often lessons to young children have to be repeated several times. For this reason, times when everyone is rushed trying to get out the door, are not good times for teaching. Wait for a calm house.
- When they try something new and it goes wrong (as they often do), don't correct them right away or criticize. The focus should be on effort, not results...wait so that they don't connect the correction with their effort. Remember that criticism lowers self-esteem and motivation. And creates a barrier to learning.
- Do not interrupt when child is learning. They will find it harder to focus if you jump in to correct or explain. Also, children won't learn the skills if we do it for them; and worse, they can learn to become helpless and wait for others to do it.


Which leads right into... it's fall, and as the seasons change so does our wardrobe. Please help your children to help themselves when buying outer wear; by making sure they can put on and zip up their own jackets, coats and, oh, too soon, boots!

Its apple picking time and though books and hands-on activities in the art and science areas, the children have had fun painting apples, learning the life cycle of the apple tree, parts of the apple and the important role the Honeybee. We enjoyed a tasting activity trying five different varieties of apples, first naming them, and then labeling them, sweet or tart. Everyone's favorite apple was a new apple called Lemonade, which was sweet and tart! We also used the apple for an experiment called "clean hands, dirty hands". Be sure to ask your child what happened to the apple half that was touched by clean hands vs. the half touched by unwashed hands.

Thank you to all of our families for participating and coming together as a community to share and celebrate International Day of Peace. We loved reading everyone's wishes for peace, then as we put them all together, could see how each of us can make a difference. When the older children walked through town with their beautiful peace poles, many people stopped to watch and smiled, we could feel PEACE. This last month we celebrated three birthdays, Happy Birthday Mazie, who turned 3 and Addison and Luke turned 5 years old. Happy Birthday!




EAST ROOM PHOTO GALLERY



KINDERGARTEN AND PRE-K EXTENDED DAY PHOTO GALLERY



Ms. Kathy, Ms. Joey



MORE WONDERFUL MOMENTS AT PATHWAYS IN SEPTEMBER



The greatest gifts we can give our children are the roots of responsibility and the wings of independence.
-Maria Montessori

